

Art Learning Journey



Year R



Under the Sea

We will begin our art journey by using our imagination to create unusual sea creatures, drawing inspiration from observed patterns.



Happy to be me

Children will learn what a self-portrait is and create their own portrait using a mirror, for reference, exploring different materials and learn how small details enhance their work.

Automaticity -

The ability to use some skills with such ease as they no longer require active thinking



Let's Play

Children will create Mondrian-inspired artwork through cutting and mark making, safely exploring a variety of materials and techniques while experimenting with colour, shape and line.

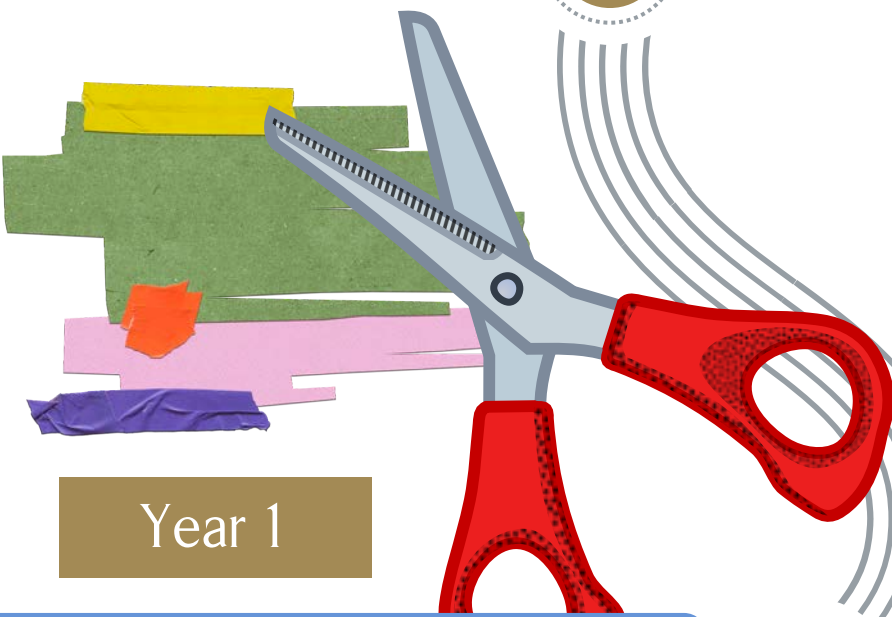


What on Earth...?

Children will learn about the artist Wassily Kandinsky and his use of bright colours and shapes by studying his concentric circles, then create their own versions using paint exploring size, colour choices, and artistic expression.

Precision -

The ability to work effectively within the rules of a domain



Year 1

Come Fly with Me! Asia

We will explore the features of an Egyptian Pharaoh's mask through discussion and observation, then design and create our own mixed media version using paint and collage on a pre-cut template, inspired by traditional Egyptian art.



Come Fly with Me! Artic Circle

Pupils will investigate Inukshuks through a wide variety of media, responding to ideas with creativity and curiosity. They will explore different materials to draw and construct their own interpretations of Inukshuks. Inspired by the vibrant work of Canadian artist Ted Harrison, the children will create expressive collages using torn paper, which will serve as colourful backgrounds for detailed graphite drawings of Inukshuks.

Confident

The ability to develop a belief in your knowledge, understanding and action.



Caroline
Chisholm
School



Art Learning Journey



Unity in the Community

In this Unit, pupils will create a moving sculpture inspired by the organic, flowing forms of Gaudi's architecture and the functional kinetic designs of Cesar Manrique's wind toys. They will explore how Manrique used the natural beauty and energy of his island home Lanzarote, learning that art exists all around us.

Light up the World

In this unit, the focus is on exploring a wide range of drawing mediums to expand pupils' artistic skills. Pupils will visit the concept of observing light and dark within a single colour and will experiment with creating their own tonal drawings encouraging greater control and creativity in their drawing practice.



Year 2

Originality
The ability to conceive something new




International Media Station

Pupils will explore the photographic work of Theresa Elvin and discover that art can be created in many forms, including photography. They will learn that splashes of colour on a monochrome background are called 'colour pops'.

Happily Ever After

We will explore the vibrant work of artist Alma Thomas, learning about her unique painting style characterised by bold colours and rhythmic patterns. They will apply this inspiration to the creation of clay thumb pots, decorating them in a similar expressive style. Children will develop sculpting skills developing their ability to manipulate materials creatively and with control.

Connection finding-
The ability to use connections from past experiences to seek possible generalisations



Jurassic Hunter

We will begin by closely observing and drawing shells, focusing on capturing their shapes, textures, and details. Pupils will practice drawing for a sustained period, working to develop their observational skills. They will experiment with a variety of mediums to explore different ways of expressing form and detail.



Complex and multi-step problem solving
The ability to break down a task, decide on a suitable approach and then act

Zero to Hero

In this unit, pupils will explore alternative approaches to painting by using tools in ways that may feel unfamiliar or challenging. They will be introduced to the inspiring work of Christy Brown, an artist who, created powerful artwork using only his left foot. As a contrast, pupils will learn about the vibrant and colorful style of Tinga Tinga art. Using the key features as inspiration, pupils will create their own Tinga Tinga-style artwork.



Caroline Chisholm School





Art Learning Journey

The Wordsmith

In this unit, pupils will learn to develop a more accurate understanding of drawing a portrait. They will explore the proportions and features of the human face, learning techniques to help them plot facial features correctly.



Speed & Accuracy -

The ability to work at speed and with accuracy.

Year 3

Come Fly with Me! Africa

Pupils will develop their sculpting skills through the use of papier mâché, taking inspiration from Julie Taymor's Lion King masks to research, plan, design, and independently create their own masks.



Athens V Sparta

In this unit, pupils will refine their clay moulding techniques by learning to use slip to join coils of clay, enabling them to create simple clay pots. They will experiment with advanced techniques, demonstrating their ability to create coil pots with decorative coils.



Collaborative

The ability to seek out opportunities to receive responses to your work, present your own views, listen to the view of others; be willing to work in team


Land Ahoy

We will learn about the Impressionist style of Claude Monet and the marine art of Ivan Aivazovsky to create mixed media seascapes, exploring colour mixing, the use of tints, oil pastels, and painting with glue spreaders.



Going Wild

Pupils will learn some simple printing techniques to create repeating patterns, exploring tools like rollers and printing plates while building their understanding of pattern and design.




Critical or logical thinking

The ability to deduct, hypothesise, reason, seek supporting evidence

That's All Folks

As pupils build confidence in holding and controlling a paintbrush, they will explore a wider range of brushes to create different effects such as stippling and pointillism, while also learning about comic artist Jack Kirby and using his dynamic style as inspiration for their own superhero artwork.



Art Learning Journey

Under the Canopy

Pupils will use drawing techniques developed over the course of this phase and earlier to create drawings of flowers and vegetation through observation and secondary images. They will record what they see with increasing accuracy and detail whilst exploring proportion, shape, line, and texture.

Year 4

Lightning Speed

Pupils will build on the printing techniques by exploring how different lines and marks create varied effects. Taking inspiration from the Gutenberg press to investigate the relationship between line, tone, pattern, and shape to create their own print.

May the Force Be With You

Pupils will develop their observational drawing skills through a series of activities, such as studies of proportion and shading, and experimentation with different media, culminating in drawings of everyday objects and cakes inspired by the distinctive style and techniques of artist Wayne Thiebaud.

Collaborative

The ability to seek out opportunities to receive responses to your work, present your own views, listen to the view of others; be willing to work in team

Lindow Man

In this unit, students will explore ancient cave art—focusing on handprints and animal depictions. They will study Picasso's bull series to see how modern artists are inspired by early art, experimenting with shading, texture, and composition. Throughout the process, they will experiment with various materials such as charcoal, chalk and oil pastels.

Speed & Accuracy -

The ability to work at speed and with accuracy.

A World of Difference

In this unit, students will explore the use of mandalas and geometric patterns in art to understand how artistic expression can reflect deep cultural and religious connections.

Critical or logical thinking

The ability to deduce, hypothesise, reason, seek supporting evidence

Law and Order

We will explore line as a key visual element, using the 'rule of thirds' and tone using graphite sticks to create depth and atmosphere in drawings inspired by the dramatic seascape Dutch Boats in a Gale by J.M.W. Turner.

Picture Our Planet

Pupils will be introduced to the work of Romero Britto, a Brazilian artist who is well-known for his bright and vibrant collage-like artwork. Pupils will use his work to inspire their own colourful textile collage piece.




Art Learning Journey

Year 5

Mission Control

We will extend our knowledge on Planets and discover artists who painted them. The pupils will extend their knowledge of colour theory to include tertiary, complimentary and contrasting colours.



You're Not Invited

Pupils will secure their skills in working with clay. Using guidelines and rollers to flatten the clay into a plaque. They will add design marks inspired by Roman mosaics and carve into the clay. The children will explore Roman designs, which they have previously drawn from their design page in their sketchbooks.

Collaborative

The ability to seek out opportunities to receive responses to your work, present your own views, listen to the view of others; be willing to work in team



Global Warning!

In this unit, the pupils will explore the social and political issues relating to the natural and urban environment. They will explore the work of Agnes Denes, an environment artist and Andy Goldsworthy, who produced natural collages. Their art will include photography of collages and sketching into their sketch books.

Come Fly With Me! America

We will learn about great artists eg. Jackson Pollock and explore different types of paint on a range of surfaces and to understand that his paintings are not meant to represent specific objects.



Speed & Accuracy -

The ability to work at speed and with accuracy.

Critical or logical thinking

The ability to deduct, hypothesise, reason, seek supporting evidence

The Rescuers

Pupils will study about the sinking of the Titanic through the painting 'The Men of the Docks' by George Bellows - through the use of colour, texture and tone. Their knowledge will extend to understand the story of the painting and the reason behind why the Titanic never arrived. The use of the exploration will be recorded into their sketch books.



Caroline
Chisholm
School



Art Learning Journey



Pharaoh Queen...

Pupils will discover the ancient art of Egyptian Hieroglyphics through the Egyptian God Hatshepsut. They will learn about their belief that you rise in the East and set in the West! Through the use of Hieroglyphs the pupil will understand and draw their designs into their sketch books.



Speed & Accuracy -

The ability to work at speed and with accuracy.



Critical or logical thinking

The ability to deduct, hypothesise, reason, seek supporting evidence

A World of Bright Ideas

Pupils will extend their prior knowledge of printing to create a two-colour relief print with a stencil. They will improve their mastery of art and design techniques, to include painting and drawing with a range of materials. The pupils will record all observations and review and revisit ideas through the use of their sketch books.



British Bull Dog.

The Pupils will study the paintings of politician and renowned artist Sir Winston Churchill. They will understand that he was not only a politician, but an accomplished painter.

They will be inspired by the Moroccan shapes in his paintings and choose one of five stimuli images to sketch and paint in the style of the artist.

Year 6

I Have a Dream

Pupils will explore another approach to sculpture using everyday items such as paper clips. They will explore the work of Pietro D'Angelo, an Italian artist, whose figurative sculptures are made out of wire mesh. Pupils will be encouraged to sketch ideas in their sketch books and produce a figurative sculpture made out of wire; paper clips or garden wire.

War of the Worlds

We will explore techniques of joining fabrics together to create textile collages, furthering and developing our skills with a needle and cotton to produce a poppy collage, whilst learning about cultural significance of the poppy after World War I.



Collaborative

The ability to seek out opportunities to receive responses to your work, present your own views, listen to the view of others; be willing to work in team

Full of Beans

Pupils will have the opportunity to draw with various tools from 'Observation' and explore the experience with imagination. They will use viewfinders as a tool, to aid and refine their observational drawings. Then using one colour to add detail in different shades.

