

School Matters

February 2022



Principal's update

It's been a wonderful start to 2022. Here at Caroline Chisholm School we've had many celebrations and achievements throughout. Vaccinations were successfully administered to eligible students ages 12-15 in school. Sixth Form saw a great response to their UCAS applications and we look forward to seeing even more results in the upcoming months. The House Team organised a Wootton community Tree Planting Event ranging from Years 5-10. We've also watched our students achieve wonderful results in Sports in many activities, from U13 Girls Cricket champions to fantastic sporting achievements individually. We are so very proud of all the students who are continuing to work hard and putting their HPL skills to good use!

Key dates

- 11 February – School closes for end of Term 3 break
- 21 February – School re-opens for Term 4
- 2 March – Year 10 Parents' Evening
- 9 March – Year 12 Parents' Evening
- 1 April – School closes for end of term 4 break
- 18 April – Easter Monday (school closed)
- 19 April – Staff training day
- 20 April – School re-opens for Term 5
- 20 April – Year 7 Parents' Evening

In This Issue

Key Information:

GCSE Options

.....	2
Report Daily Absences ...	2
ParentPay	2
Vacancies	2

Updates:

Army Combined Cadet Force.....	3
UCAS Applications	3
Wootton Tree Planting Event.....	4

Teaching and Learning:

Art & Design	6
Business Studies	9
Performing Arts	11
Primary phase	13
Sports	15

House Points update:



25,439



26,204



25,914



25,488

Key Information

GCSE Options

Year 9 students will be able to begin selecting their GCSE options starting on Thursday, 10 February. In effort to offer as much guidance as possible, there is a new presentation on our website alongside individual subject presentations for all the available GCSE options. There is also a FAQ section to help answer any further questions.

www.ccs.northants.sch.uk/gcse-options **The closing date for all option choices to be submitted is Sunday, 27 February 2022.**

Report Daily Absences

In the case of a child being absent from school due to illness, parents have four options to report their absence:

1. Text **01604 420132** with details of your child's full name, form, reason for absence and expected date of return
2. Leave a message on the school's absence line, Primary **01604 272572** / Secondary **01604 344744**
3. Email SC9414005a@schoolcomms.com **each** morning of the absence.
4. Report via [Edulink One](#).

Absence must be reported daily, otherwise it will be assumed that the child will be returning to school and normal absence procedure will apply.

Parent Pay - Lunch funds

We are seeing an increase in the number of students with insufficient funds in their ParentPay account to purchase food. Please could we kindly remind that you regularly check your child's ParentPay account to ensure they continue to have sufficient funds.

For any queries regarding your ParentPay account for lunch funds, please contact Chartwells Catering Manager, Clare Stevens via email: u96254@compass-group.co.uk who would be happy to help.

Vacancies

We currently have a number of vacancies live via our eTeach webpage, including Assistant Principal - Digital Strategy, Teacher of Performing Arts, Teacher of Business, Teacher of Humanities - Geography, Teacher of Humanities - Religious Studies and Teacher of Design Technology. For more details on the roles available, please visit:

<https://www.eteach.com/careers/ccs-northants/>

Please do regularly check back to the page to keep updated with all job opportunities with us!



Updates

Army Combined Cadet Force (CCF)

We are excited to have started our Army Combined Cadet Force (CCF) here at Caroline Chisholm. Our founding members are currently 23 strong with further interest from other students and we have issued our first items of uniform, which cadets will be seen wearing around school on Thursdays.

We are pleased to welcome our new School Staff Instructor (SSI) Lt. Homer to our school team who, along with 2nd Lts. Rayner, Dow and Luxton, will be working closely with the cadets and we will also be assisted by Sgt. Campbell from Brigade HQ in Nottinghamshire.

Over the course of the next few weeks and months we will be undertaking sessions on drill and turnout, First Aid, rank structure in the Army, fieldcraft and tactics, navigation, communication and information systems and of course, the one we are all looking forward to... shooting.



The cadets have already undertaken some drill led by Cpl Luke Matthews (year 12) and some team-building tasks and are looking forward to sessions on caring for kit, Basha building, target indication, cooking in the field and paintball target-shooting among others. On 18th-19th March we will have our first overnight camp out at Yardley Chase and have been invited to take part in a parade in the Town Centre on 4th June to commemorate Her Majesty the Queen's Diamond Jubilee.

Sixth Form

UCAS Applications

The 2022 UCAS application cycle concluded on the 26th January with 138 applications sent in total, including 12 from students who left in previous years.

There were 15 early applicants for medicine, veterinary science, Oxford and Cambridge this year.

We would like to wish all our students the very best with their applications. Special congratulations to Joseph Lomax, who received an offer from Exeter College, Oxford to read English and Spanish and Jacob Grant, who received an offer from Trinity College, Cambridge to read Mathematics.



Recent events

Wootton Tree Planting Event

On Friday, 28 January our House Captains, ranging from Years 5-10, helped the local Parish Council plant tree saplings along the Wooldale Road fence line. Over 450 saplings were planted, which when they grow, will provide a safe habitat for wildlife as well as being beneficial to the local environment. Helen Hodgkinson kindly explained the benefits of hedgerows to our students before the students sprang into action and began planting! This was a fantastic School Community event. Well done and a massive thank you to everyone who took part. Also, a huge shout out to the Parish Council volunteers who showed the students how to plant the saplings and were very complimentary of our students. Our students did us and the local community very proud. - Emma Starr, Head of Melbourne House






Teaching and Learning

Art & Design

Graphics - Year 10

Year 10 Graphics class have been designing and making models of flat pack hamster houses while using their linking strategies and big picture thinking. They have drawn these using their winbooks – using computer aided design and will make their final product using the laser cutter. They have developed their creative skills by demonstrating fluent and flexible thinking.

Hamster house development sheet



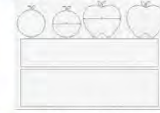
At first, I modelled a spherical hamster house in two sizes. This is the larger one, when it is complete and the spaces are filled with Styrofoam I would have added small extra parts to make it look like an apple. This design was too complex and turned out to be inefficient, that is why I ended up going with the design on 2d design.



Along with the apple and orange I made a paper origami bowl. This was too flimsy, weak and complex to make.



I also modelled a slightly smaller spherical hamster house. Compared to the apple, it is about 2/3 of the size. I would have also added Styrofoam to make it like a ball, and some small cardboard pieces for some orange-like finishing touches; however, this was also inefficient because it is unnecessarily complex, not flat-packable and you need glue to assemble it. That is why I ended up going with the design on 2d design.



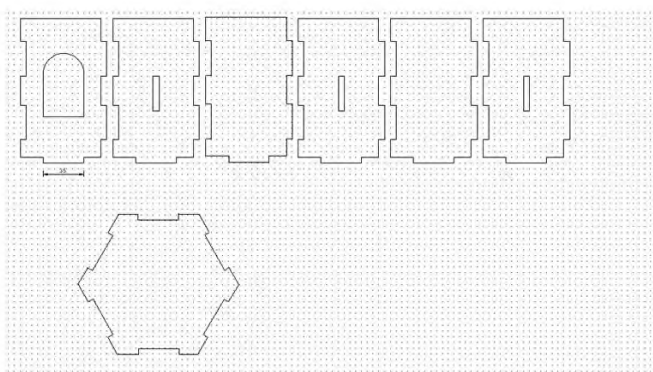
I adapted my design to make it flat-packable, easy to assemble and not overly complex. I will probably make a channel between the two rooms.



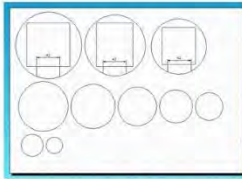
I started with a basic rectangular box shape for the body but I wanted to make it more interesting so I tried a few shapes and decided on a hexagon. The hexagon will still have the same designs as the rectangular original design but I thought it would be a more fun shape. Also on the back I couldn't decide whether or not to cut out a window or to draw on one but in my 2D design I ended up fully cutting out the window. I made both prototypes out of cardboard and hot glue. The only issue I

had was that I didn't know the exact angles in the hexagon so I just had to estimate and guess at whatever looked closest to a hexagon, I think I was fairly accurate.

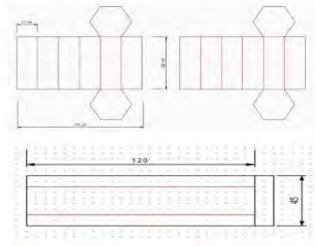
At first I planned on having the body as one long shape that you could bend into a hexagonal prism but after finding out that engraving the cardboard could cause a fire I decided that this would be the safer option. 2D design took a little bit of getting used to but I think I grasped the idea pretty quickly. The hardest part was the hexagon for the base. I had to constantly try to fix it and alter it so that everything would evenly fit together but I obviously got there in the end. This isn't my complete 2D design I still need to add the roof (triangles that will be attached to the sides of the hexagon), wings (they will slot into the sides that have the slots in them) and a ladder for the hamster to access the rocket (it will connect in the arc/doorway in the first side).



Development 1 – Aesthetics – Shape Sketches/Models




These nets of what will make the final, laser-cut product, were made on 2D Design. These designs are inspired by a bee hive. The circles will layer on top of each other with dowels will make the shape of a hive. The hexagonal prism was done to add to the theme of bees and hives, and are tunnels. This theme will be included in the packaging design.



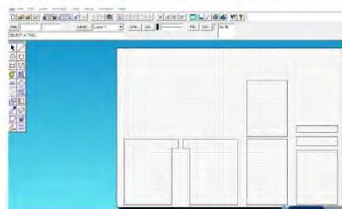
This is what the circles from the prototype looked like. Some were laser-cut too to test the sizes, and that 2D Design file will be the one used in the final design with some modifications to make some of the circles hollow to make a room on the inside of the house, as well as an entrance.

The larger circles in the middle of the hive, will have squares cut out of them that will make a room in the middle for the hamster. The original plan was to make it the same size, but if the square starts small and gets larger, then it means that it will be large horizontally, and will seem less like a tunnel.



This is the drawing of the final design, compared to the prototype, compared to the details that I will put on the final design drawn over the prototype. In the original sketch, there were windows, however in houses like this which will now be for them to sleep in, which is different to the original idea, it is good to not have windows, so they can not be disturbed while sleeping. In the prototype, the circles were not stuck together, so that we could develop and experiment with the overall shape, but in the final product they can be stuck together with PVA glue which is non-toxic to hamsters/small animals.

Hamster house development sheet



In my design I tried to look at what might be easier for the hamster to get through and so I went for this kind of modern design because it is the perfect size for the hamster and looks really unique with the tunnel.



Using 2D design I started planning out all of the pieces that I might need for my hamster house. I started by looking at my model hamster house and seeing what size I would need to make it. I then measured the perfect size for all the shapes and started to draw them out.



To try and make my design look a bit better I might have to change the windows by adding a bit more detail to them and maybe even adding a bit of drawings to the walls so it looks like brick which would make the hamster house look a bit more realistic.



Here you can see my model hamster house from a side angle. I decided on trying to make a tunnel for the hamster to go into and come out from the other side while also trying to make sure that the hamster would be able to fit.

Tunnel for the hamster

The house for the hamster to go in and out of.



Hamster House Development and Designs

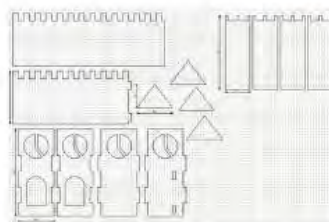
In my initial designs I did incorporate the second tower from Tower Bridge in London and I just had another wall and then I wanted to incorporate another landmark of London to add to the aesthetic and theme of London so now I have Big Ben, Tower Bridge and the London Eye. After I incorporated the actual bridge itself from the landmark



My design sheet on the left is my final ideas sheet and I did not include measurements or scale so I had to make 2 models, the one annotated on this slide and then a very basic and not detailed structure that I only used for scale to get an idea of the size and how much detail I can put into it. Then after I built the detail and pieces on top of it



To keep all the places and integral I intend to use a one piece base and then attach small tabs on the base of each piece of tower or wall that can line up with holes I will put in the base so I can refrain from using too much hot glue so I can make it as realistic as possible for something that someone would buy off a shelf



Visual Art update

The Visual Art Department would like to thank all the parents who made a donation of photography equipment and please be rest assured that the equipment will either be used or go to raising funds for the department.

Could we also ask that parents/carers encourage their children to submit an entry for the Royal Academy Youth Summer Exhibition. The details of this were sent out earlier in January. If you need them re-sending, please email Maddie Wilkie on mwilkie@ccs.northants.sch.uk.

We are currently negotiating with our primary colleagues about setting up a Virtual Gallery for primary students, along the same lines as the Virtual Galleries for GCSE and A level students, already on the CCS website. Watch this space for more news.

The Visual Art department would like to thank you for your continued support.

Business Studies

Business Quiz winners - Term 1

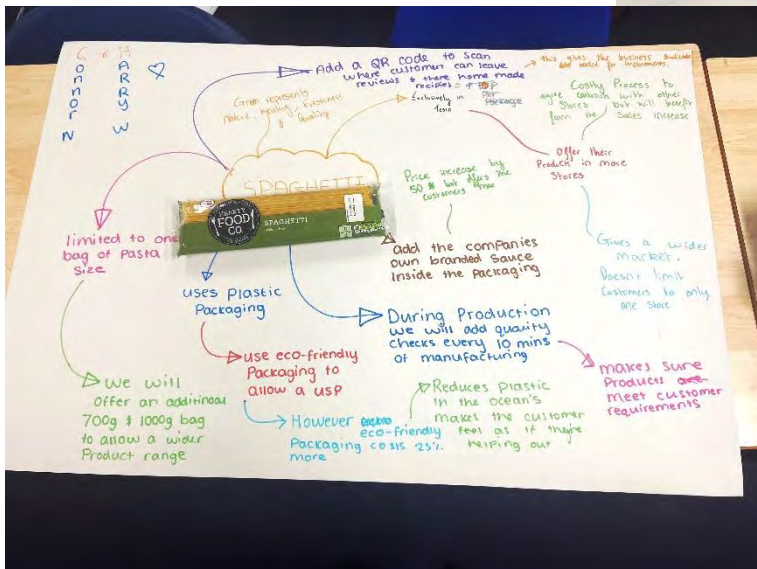
A big congratulations for all the Biz Quiz winners from last term. These students demonstrated intellectual confidence by answering questions on topical Business News stories. They were able to make connections with the news stories and the theories they were learning about in the classroom. *(Some, not all, of the Biz Quiz winners are pictured below.)*



Business Studies Year 12

Mrs Freezer's Year 12 Business Studies students have been analysing quality while learning about Total Quality Management. Each group was given a consumer good and given just 15 minutes to act as critical thinkers and evaluate all the ways in which they could improve the quality of their chosen product. Students had to use evidence to support their suggestions, whilst also evaluating whether the customers would value their suggested changes. They discussed whether the business would benefit from the changes whilst also considering the costs of the improvements suggested.

There was great teamwork and collaboration where students really developed their ideas together. Each team demonstrated their intellectual confidence by presenting their ideas to the group and responding to other teams' comments.



Performing Arts

Theatre Visits

We have been lucky enough, in the past month, to be able to resume actual, in person, live theatre visits at last! On 6 January we took a group of Year 12 and 13 students to Wembley (theatre!) to see the National Theatre touring production of '*A Curious Incident of the Dog in the Night-Time*', which is one of the A Level set texts.



The following week, on 13 January we took a much larger group of Year 10-13 students to see the popular musical '*Waitress*' at the Derngate theatre in Northampton, which everyone thought was very funny and really enjoyable.



KS3 Drama Club

After a very long 'Covid based' hiatus – our popular KS3 Drama Club is making a welcome return after half-term – this will start on Monday 21st February and we will be looking to produce a comedy play by the summer term – all KS3 students are welcome – Monday's from 3.20-4.30 in the Upper A Block Drama Studio with Mrs Atherton.



KS3 Choir

The KS3 Choir got off to a cracking start on Tuesday 1st February, with some fantastic singing from a range of year groups. We enjoyed listening to them learning and performing 'Oh Happy Day' and 'Seasons of Love' from the musical 'Rent'. All students are welcome to attend – every Tuesday 3.30-4.15pm in MU2 with Mr Rayner.

Tuesdays after school 3.30-4.15pm

Meet in MU2



Orchestra

The school orchestra rehearses on Monday's afterschool from 3.20-4.15pm in MU1 with Mr Starr. Anyone who plays an instrument is welcome to attend, particularly those who are having instrument lessons – what a great way to practice!



Primary phase

Lunar New Year - Foundation Stage

In celebration of the start of Lunar New Year yesterday, students in Foundation Stage participated in activities to teach them about Chinese New Year. It was an empathetic (VAA) lesson of collaboration and linking seeing alternative perspectives. While learning about the celebrated festival and Chinese traditions, students were able to try new foods, practice their very own dragon dance and try their hand at drawing Chinese characters.





Sports

Current Fixture Update

U12 Girls - County Cup Football Semi Finals

U14 Girls - County Cup Football Semi Finals

U16 Girls - County Cup Football Semi Finals

Year 8 Boys - County Cup Football Finals

U17 Boys - County Cup Football Finals

Year 9 Boys - County Cup Football Semi Finals

Year 10 Boys - County Cup Football Quarter Finals

Year 11 Boys - County Cup Football Semi Finals

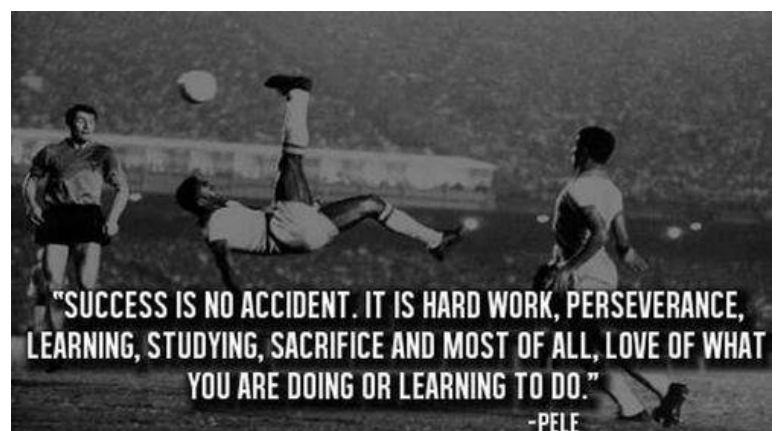
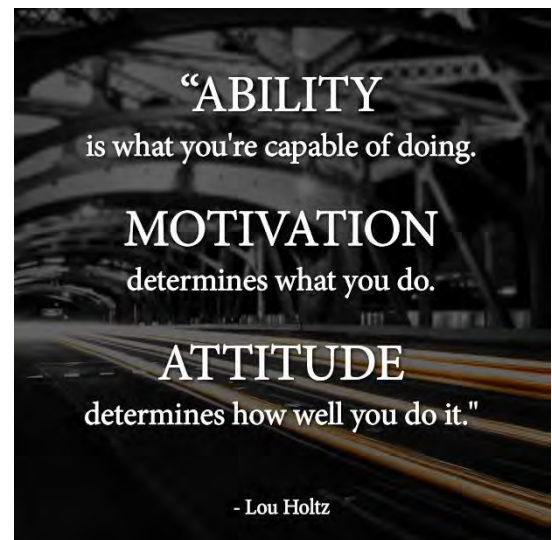
Year 8 Rugby have made it through to the county finals tournament

Year 9 Rugby - County Cup Finals

Year 10 Rugby - are in the Quarter Finals of the County Cup

Girls Cricket - County Finals

Year 7 & 8 Girls Hockey - Currently undefeated in all their fixtures to date!



U16 Girls beat Bishop Stopford 10-0 in the County Cup Quarter Finals

After winning against Bishop Stopford in the County Cup Quarter finals the U16 Girls have moved onto the Semi-finals.

The girls played excellent throughout. Some amazing goals scored and excellent defending throughout. The team are experienced and work exceptionally well together. I feel very proud watching them play, especially as many of them started playing for the school in Year 7!

Goal Scorers: O. Ndego- 7 Goals / T. Warren 2 Goals / 1 Own goal

Players Player- O. Ndego

Managers Player: E. Carvell



U13 Girls Cricket advance to the Finals

After beating EWS and then getting a bye from Duston the under 13 CCS girls made it through to the Northants Cricket finals day!

In the four-team tournament the girls blended their skills with composure and resilience as they battled past Oundle, Spratton and Wrenn to become County champions!

An overall team performance where all girls contributed to winning all three games. There were some stand out performances from K. Fidler, S. Ranina and E. Swaffer who all produced match winning displays.

If you see the girls, please congratulate them. They will now represent Northamptonshire in the regional finals at Cambridge university on the 27 of April.



Fantastic Sporting Achievements

Jasmine Jessamy attended an Indoor Athletics meet @ Loughborough University where she ran 60m in 8.44 seconds. This is a registered meet where timings have been entered onto the power of 10 ranking for England athletics.

This time will put her in the top 4 in the UK in U13 60m!
We are very proud of her progress through training and this was her first indoor meet in two years due to Covid.



Fantastic Sporting Achievement

We'd like to recognise one of our Year 9 students, Liam Turner who has been awarded the Honours Award by The ASA Swimming Challenge! To compete for his Honours award, he had to swim 50 lengths in 20 minutes as well as some other skill-based techniques. What a fantastic achievement Liam!

"Growing up, Liam's grandad used to take him swimming to get him used to the water and learn the basics. It was quite apparent that Liam loved being in the water and once grandad had taught him all he could, he suggested we take him for lessons. He earned his first swimming badge in 2014 in Water Skills 1 and his 10m. Through his primary school years, he carried on with lessons when he earned his last Water Skills Grade 6 in 2018 and his 1 mile and 2000 metres in 2019 after swimming 88 lengths in 55 minutes."

In December 2021 he earned his most recent Honours award with it being the highest award thus far! He swims at School of Sport on a Monday evening and loves being in the water! Well done Liam!



Keep up to date!

To stay up to date with key events, information and news here at Caroline Chisholm School why not follow us on Facebook, Twitter or Instagram to stay updated.



@CarolineChisholm School



@CCS_UK



@CarolineChisholmSchool

