

# School Matters

June 2020 – Home Learning edition

Caroline  
Chisholm  
School

Ambition Confidence Success  
Everyone Every Lesson Every Opportunity



**Welcome** to the second edition of our Home-Learning edition of School Matters.

After the great success of our last edition in May, we want to continue to showcase the brilliant work of our students and also continue to update parents and carers on our current on-site provision.

This month our PE team launched a new challenge for students, by seeing how far they could travel using a variety of different modes of transport. Our students again did not disappoint, and have even travelled as far as Canada!

I am so proud of the continued resilience of our students and their perseverance with online learning. This situation has tested us all, but I would just like to say a big thank you to all of our students. Their behaviour and attitude to all guidelines that have been put in place is a true testament to them all.

*Regards,*

David James  
Principal

## In This Issue

### Key information

Principal's Update .....	2
Over the Rainbow Challenge .....	3

### Updates

Celebrating our successes..	4
Year 6 Transition Blog .....	5

### Events & Sports

Foundation, KS1 & KS2 Updates .....	9
Art & Design Technology	12
English .....	20
Modern Foreign Languages .....	21
Performing Arts .....	23
Science .....	28
Sports .....	29



# Key Information

## Principal's Update

As we now move into our final month before our summer break, I'd like to update you all on our current on-site provision.

You will be aware that we are offering on-site provision to all pupils in Reception, Year 1 and Year 6. Each day, we welcome around 130 students in this cohort, and it has been lovely to see our pupils back in school, and the brilliant efforts they are all making to comply with social distancing and handwashing guidelines.

We also now have 25% of our Year 10 students on-site every day, for their mentoring programme, which began on Thursday 18 June. This sees all our Year 10 students having a face to face 30-minute support session with a teacher on site, once a week.

To compliment their virtual learning, Year 12 students have been invited on site between Monday 22 June – Friday 3 July for academic mentoring appointments. The purpose of these sessions is to review student engagement with their remote learning, provide feedback from subject teachers, and support with any UCAS or pastoral queries.

Our key-worker provision is ever increasing. We have around 100 students on-site, spanning from Year 2 - 11. Their workload mirrors the online learning tasks but also mixes in some fun activities throughout. Our on-site students have thoroughly been taking advantage of the weather and enjoying our nature trail walks!

We are continually reacting to and implementing the changing government guidelines and we will, of course, communicate these changes with parents and carers.



## Over the Rainbow Challenge

We'd like to say a BIG thank you to all students and staff that got involved with our Over the Rainbow challenge, in total we travelled 4513 miles! 🌈 That means we've travelled as far as Russia, Canada, Brazil and even Kenya. This is a brilliant outcome. We've loved seeing all of our students getting involved and seeing the variety of modes of transport they've taken. To watch a video of both staff and students getting involved, please [click here](#).

You can even see on the map below just how far we've travelled as a school, wow!





# Updates

## Celebrating our successes

This special edition issue is all about sharing the success and brilliant work of our students in these very trying times. We are very proud of the commitment shown by all of our students and are extremely impressed with some of the work being submitted. Whilst on lockdown, we would also like to continue to showcase the great feedback from parents and carers of students and staff at our school.

---

### Students

We have just received an update from the Royal Academy of Arts, which a number of our students submitted work to for the Summer Youth Exhibition. I am delighted to announce that L Plummer in Year 8 has been selected for the Royal Academy summer exhibition for his sculpture "Super Massive Shoe" (pictured below). Not only is his work to be included in the online exhibition but it has also been selected for the actual Summer Exhibition at the Royal Academy itself. To put the significance of this into perspective.....it is like having a student selected to play for an England youth team and play in front of the England squad, perform a soliloquy from Hamlet in Stratford-upon-Avon or perform a solo violin piece at the Proms.

I have spoken to both Loki and his mum to make sure they kept the sculpture....thankfully they have! Well done to Loki and all the other students who submitted work.

The summer exhibition will take place on 12 July, and further information can be found at <https://youngartists.royalacademy.org.uk/>.





Maths teacher Ms Sanby would also like a huge shout out to some of her year 7 students. "Out of the 92 students I teach, these have achieved 100% on every online task set. (\* also attempts the extension task every week) H Baker\*, O Baker, D Scott, J Earl, J Gaskell, E Malka\*, G Mehaffy, S Miller\*, S Mumford, K Simmons\*, A Wesson, M Mastac\* and R Razzell\*. Well done all!

---

During the lockdown, key worker and vulnerable students painted a large rainbow on three metre X metre canvases to say thank you to the NHS and to celebrate Pride month. The artwork has taken "pride" of place in the entrance to Tesco for the public to enjoy. In return, Tesco have donated some sweets to our students and we await a further promised donation from them.



---

## Year 6 Transition blog

We are very excited to tell you about a Year 6 Transition blog launched for our new Year 7 starters in September to keep both parents and students updated about all things transition! The Transition Team post updates and important information each Friday to ensure that our new year upcoming 7 students are integrated into our school community even though they won't be able to visit before they start. The Team are also doing a great job of keeping in touch with the pupils current settings and the feedback we are getting is that we are streets ahead of other secondary schools. A huge thank you to the team for all the hard work they are putting in! You can take a look at the blog by following this link:

<https://blogs.ccs.northants.sch.uk/year6transition2020/>



## Activities

### CCS Friends Lockdown Family Recipe Book Competition

Lockdown has given us all the opportunity to get busy in the kitchen, cooking and baking sugary, spicy treats for the whole family, and CCS Friends would love to create a LOCKDOWN feast of all your most scrummy dishes and bakes to share with our community online.

It doesn't have to be a student's recipe, it could be a grownup's, your mum or dad's, or even your grandparent's recipe! All recipes are welcome, however we ask for no more than 1 recipe per family.

**The competition is open to all of our students and please see the attached poster (pictured right) for details of how to enter.**

We look forward to seeing all of your brilliant bakes and creations!

---

### Northamptonshire School Games

We are very proud that we have recently been awarded the **School Games Recognition Mark** for our students brilliant engagement and attendance at the Northamptonshire School Games events during the Autumn and Spring terms. We'd also like to say well done to all of our pupils who have got involved in the Virtual School Games - an amazing effort from you all!

Don't forget our very own Virtual School Sports Day on Thursday 9 July. It would be great to see as many of our students take part. More information can be found here:

[www.northamptonshiresport.org/school-games](http://www.northamptonshiresport.org/school-games).





# CCS Friends Lockdown Family Recipe Book 2020 Competition

We would love to create a lockdown feast of all your most scrummy dishes and bakes to share with the CCS community online.

Please send a photo of your favourite dish or bake and a copy of the recipe to [friends@ccs.northants.sch.uk](mailto:friends@ccs.northants.sch.uk)

A house point will be given for each entry and there will be a delicious prize for the 3 best recipes voted by CCS Friends Committee and the House Representatives.

Please send in your entries by no later than 10 July and include your Family Name, as you would like it to be seen on the recipe, student name, class and house in your email. Please only submit photos that you are happy to be included.

## LET'S GET COOKING!!!!





## The Summer Reading Challenge 2020! The Silly Squad!

We've got some great news for our book lovers - The Summer Reading Challenge has gone digital this year! <https://summerreadingchallenge.org.uk/> On the site, you can choose your own avatar and silly name (silly is the theme this year!). There are book recommendations and a place to keep track of the books you read. Our favourite parts are the 'Activity area' which has print outs and the 'Reading Club' which has extracts of books read by famous people.

Accessing books is hard in the lockdown so there is a special page dedicated to helping you decide what to read. <https://summerreadingchallenge.org.uk/how-to-access-books> Please remember that you have your Bug Club books as well so these can be part of your book count. For those of you who like a more traditional (and more challenging) read, there is always this website which offers copyright free books: [https://www.gutenberg.org/wiki/Category:Children%27s\\_Bookshelf](https://www.gutenberg.org/wiki/Category:Children%27s_Bookshelf) Some can be read on the Kindle and some do have illustrations. You will find a few of the children's classics on here.

All you need to do is follow <https://summerreadingchallenge.org.uk> and sign up. Students will need to get their parent to agree to this by asking them to type in their email address and your details and then they will need to confirm through an email they will be sent. Please be aware, parents will also need to sign up and have their own account.





# Foundation stage, KS1 & KS2 updates

## Our Reception, Year 1 & 6 on-site provision

All our returning children have settled back into school incredibly well and it is lovely to hear a happy and purposeful buzz around school. Our protective measures and procedures are working effectively, and the children have quickly got to grips with the social distancing routines. Moving around our learning environment follows a strict one-way system and doors remain open to reduce contact with handles and to ease the pathway for our bubble 'snakes'.

Our children are currently organised across 10 bubbles for the eligible years groups and 4 additional keyworker bubbles taking the total number of primary children attending to almost 200 from the 29<sup>th</sup> June. The FS, Year 1 and Y6 bubbles are following a daily timetable of lessons and each bubble has its own staggered, morning break and lunch time. Our dining room is large enough to accommodate each year group in one sitting which means that the children can have time to chat with friends over their packed lunch or hot meal served by Catering Academy. We have received very positive and appreciative feedback from parents regarding the quality of our provision and our Y6 students tell us that they feel happy, safe and relieved to be back in school with their friends and teachers.

Moving around our learning environment follows a strict one-way system and doors remain open to reduce contact with handles and to ease the pathway for our bubble 'snakes'.






# Showcasing our students fantastic work

## Home Learning- Year 1

Our Year 1 students have been very busy completing their recent blog tasks and taking part in our flower competition.

It has been so lovely to see the photos that have been sent in and the resilience of our pupils to complete these wonderful pieces of work from home.



Our Year 1 pupils on-site have also been busy completing their blog tasks in class and some fun activities too! We have loved to see some of our pupils back on-site and we would like to say a special thank you to them for their continued effort to follow the social distancing and hand-washing guidelines in place.





## Home Learning - Year 5

We always love seeing what our students have been up to, and our Year 5 pupils have clearly been very busy. It's also great to see our students getting involved with our Flower competition.



Year 5 student, H Dickens, has clearly been very busy with his home learning and taking part in some fun adventurous activities!






## Art & Design Technology

### Abstract Art

A Wood, Year 9, has created a really imaginative and creative response to a title page around the theme of abstract. (pictured below)





## Designing a phone stand

Year 7 student, R Achim, 7 has manufactured his device holder challenge using a 3D pen. This works like a 3D printer but is made by hand. It took him 10 hours!

Phone holder project- Technology by R Achim

This is my phone holder project. It is made with a 3D pen and took about 10 hours to make over the span of 3 days.



The phone can be charged when it is in the stand.




It can also be extended so it is taller.



## Design Technology from home!

Year 11 student A Burton has completed his Product Design project at home. We're super proud of his achievement and with the way he is engaging with daily 'live' lessons to build his confidence and consolidate his skills.






## Famous Faces

Year 8 students were tasked to create Famous People portraits out of objects around their house. S Cains created Boris Johnson - Art teacher Miss Johnson has said "I think it's just fantastic!" How very creative!



S Cains inspiration



S Cains completed portrait




A Menon has used the Queen as inspiration for his portrait



## Food technology

Our Year 7 students have been baking some incredible creations for their recent food technology task. Year 7 student R Lucas has stepped up to the challenge and baked a brilliant lemon meringue pie pictured below.





Our students' creativity for this task has been amazing! They've made cake pops, profiteroles and even Viennese whirls. Wow - well done all.



C Negrea



A Wesson



C Edward's pistachio loaf



J Perrins


Profiteroles



Delicious!



G Markham




E Edwards



K Newbury

B Taylor



K Soni

## Viennese Whirls

My grandad had a shielding letter and isn't allowed to leave his house. To keep him safe my Nan hasn't left either. I knew they were bored and lonely so I decided to make them Viennese Whirls. I put them on the doorstep and came home. I made some for us and some to our other grandparents. I even gave some to our neighbours who were also lonely.





C Edwards




## Frank Lloyd Wright

Year 9 student R Spedding has recently created these incredible art pieces, and Miss Johnson would like to note "R Spedding has done a beautiful response to an art assignment. She is in year 9 and already producing work of GCSE standard."

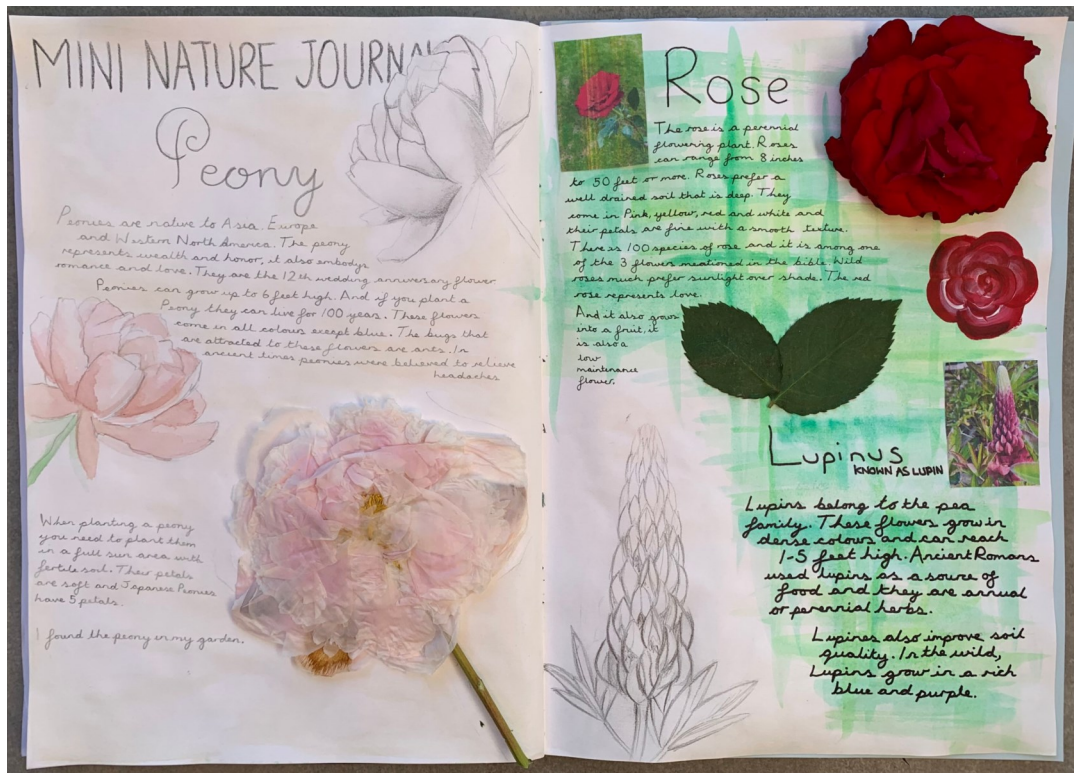


## Mini Project assignment

E Wright, Year 9, has produced a fantastic response to our Mini Project assignment. She picked the theme 'Messages' out of several choices and was tasked to produce a Title page for that theme. She is looking to do Art at GCSE so she is working exceptionally hard to show her potential. It links in really well with the current issues going on in the world.



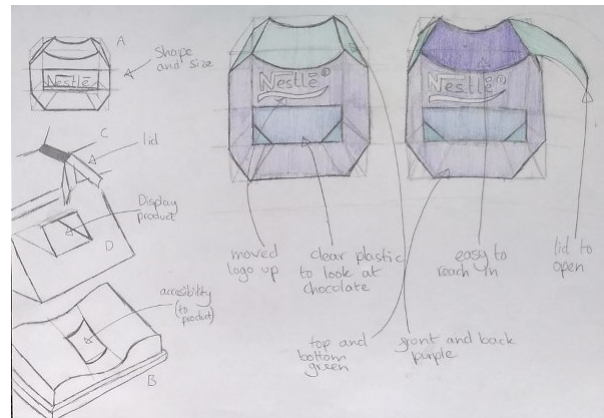
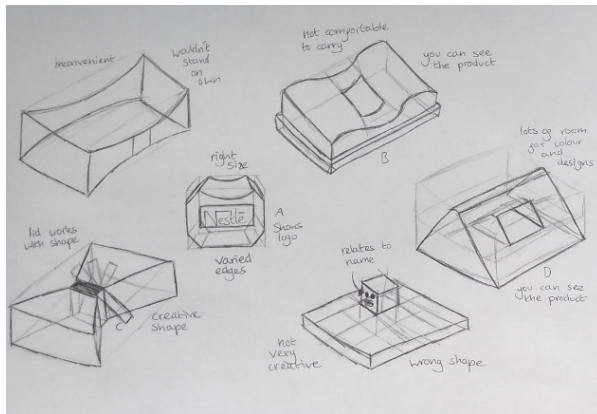
L Owen has also produced a beautiful response to the mini journal assignment in art. (pictured below) This is a really good quality piece of work for a Year 7 student.





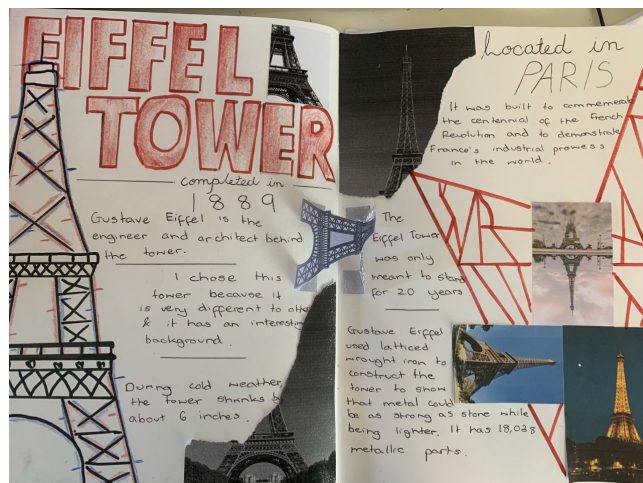
## Promotional packaging

Students are currently working through a project which tasks students to experiment with the shape of their promotional packaging, analyse the designs against the specification and then develop the best solution by adding the previously designed graphics and typography. C Oswin has done some fantastic work for her project (pictured below), her teacher Mrs Horton has also added "I think the 'champion' for my Y8 is C Oswin. She has really used the videos to improve her sketching skills"



## Research page - Art

Year 8 student, M Golea, has created a lovely research page with a pop up Eiffel Tower, and is pictured below:





## English

### Analytical response

Year 9 students were tasked with writing an analytical response to Wilfred Owen's *Dulce Et Decorum Est*, exploring how Owen presents the horrors of war in his poetry. K Draper's response is attached below. This is just one example of his amazing hard work and stunning writing.

[K Draper - poetry assignment](#)

---

### Ancient Greeks and Romans research



M Alluvada, Year 8, has created an amazing and very professional video for his research project on Ancient Greece and Ancient Rome, focusing on literature, art and culture. Please click on the image above to view.



## Speaking and Listening

C Newbury, Year 10, has recently handed in a wonderful speech and PPT discussing his chosen topic of boxing. This is in preparation for his Speaking and Listening qualification. His English teacher Miss Talbot has added *"He has worked so hard with all his English assignments throughout lock down and I'm super proud of his efforts and the work he has produced."*

To read his speech, please [click here](#).

---

## Modern Foreign Languages

### MFL KS2 & 3 Creative Competition

We had some amazing entries for our half term competition and have chosen our KS2 and KS3 winners. Perth is the winning house, with Sydney and Brisbane in joint second and Melbourne in 4<sup>th</sup>. Very well done to all those who entered! Look out for the Great MFL Bake Off in autumn!



Our KS3 1st place winner - E Brittain for her clay sculpture of  
Mont Saint Michel, Normandy



2nd place goes to Year 7  
student A Wesson's drawing  
of the Eiffel Tower



3rd place is awarded to Year 9  
student T Warren's brilliant  
drawing of the lizard "El Drac"  
in Gaudí's Guëll Park,

## Our KS2 Winners

We have a joint 1st place for our KS2 prize, they were both good to pick a favourite!



**Left:**  
Year 6 pupil E  
**Spencer's** creative  
display of the  
Spanish Flag  
and Aqueduct of  
Segovia

**Right:**  
G Wilding's brilliant  
display of the Eiffel  
Tower








C Poulton



E Spencer



L Maule



S Anand



M McNally

Year 9 student M McNally has created a set design for the 'This is Me' project (pictured above) - she says "It is a 3D stage design, and I have used the used the lines from the song to represent what is going through the main characters mind and how she is feeling. I have also used the colours to represent that being unique is awesome." How creative!

Our Year 8 student M Lai has learned the 'This is Me' song from The Greatest Showman movie and we'd like to share with you below her playing it on the piano. A fantastic effort - Well done!!

#### M Lai — This is Me

H Duffy in Year 9 has also chosen to sing a cover of Colbie Caillat song 'Try' for her work on the 'This Is Me' Drama project. She explained in her planning (in a previous week) how the lyrics link to overcoming difficulties. To listen, please [click here](#).



## Year 10 – Music

Our Year 10 Music group has recently been set the task of composing a piece in any style they choose. The work is progressing well and student L Price has put together a brilliant song, please click the link below to listen to her singing and playing the piano as well as having composed the music and written the lyrics. She has clearly gone above and beyond, so a massive well done to you.

[Me Without You - L Price](#)

---

## Year 7 – Redd task

After reading the play 'Redd' which features a failed wannabe film star, year 7 students were asked to summarise the story in a magazine article, newspaper front page or an interview. Some great work by student A Dow, who can be seen drafting in his sister as 'Redd' to carry out the interview in the video below.






Students Y McLaughlin (top left), R Jeffery (top right) and R Cauchi (bottom right) for their work on Redd have created a magazine front cover. Please take a look below at their very inventive work.



WOW!

By Rosie Jeffery

Redd was supposed to be one of the newest, biggest celebrities and was supposed to feature in the newest film by Jocasta Desmond. She was going for the female main role but unfortunately Jocasta didn't feel Redd's emotion at all, so she was cast as one of the smallest role's in the play. Redd was cast as the waitress and her agent Flavius Wolf wasn't particularly happy about that. She was in the film for about 3 minutes and still thinks she's going to be a celebrity this story shows that people really do believe and try to achieve their dreams, but it just didn't work out. Redd and her family were going to be cast in a new reality TV series but her brother, Robin Hood, has been recognised by Jocasta Desmond and is now hopefully going to be one of the best celebrities there is.



#### Wow Magazine

Redd, the film that everyone has heard about is done but for some people that isn't a good thing. Brenda, the girl who was meant to play Redd, isn't anymore. Is this a mix-up? Has this happened on purpose? All we do know is that we feel bad for Brenda and our best wishes goes to her as a fail like this could affect her acting career.

Call: 123456789101 to give Brenda support through her tough times. This is her now look how miserable she is!



Before Redd



After Redd



# Science

## Air

Year 7 student A Whelan has created a brilliant spider diagram, detailing what air is made up of for his recent science task.



## Chemical Reactions at home

S Mumford, Year 7, for his recent Chemistry work - has created his own Chemical Reactions at home.

Please click on the image right to watch:





# Sports

## Create your own Game

We have recently tasked students with creating their own game in PE and we've received lots of great entries! Below are a small sample.

### Game name: Dice Dash

Dice Dash is an activity game controlled by dice!

#### Equipment needed for the game:

- Dice
- Examples of equipment: tennis racket, hula hoop, ball (whatever else you have at home!)
- You don't need a large area to play the game, an average sized garden is all you need



#### How to play the game:

Everyone rolls the dice one after another. The number the dice lands on will indicate which activity you do (examples of activities listed below). Activities range in difficulty, depending on the number you roll, 1 being the easiest activity and 6 the hardest. All players must complete their individual activities, at the same time, with a 2 minute time limit.

#### Points & how to win:

If the activity is not completed in 2 minutes, you do not win any points. Points are worked out as 2x the number rolled on the dice (so rolling a 1 would give you 2 points, rolling a 2 would give you 4 etc.). The person with the most points wins. Make sure to tally your points after each round!

#### Bonus Round:

There's a twist! After completing your activity you have the chance to win some bonus points. The first player to complete their activity and grab the dice gets another roll. They can either perform the activity rolled and gain all the points, or they can nominate another player to perform the activity for them. Nominating another player means splitting any points won in half between both players.

#### Example activities:

- 1 = 15 star jumps
- 2 = Throw, clap and catch a ball 10 times
- 3 = skipping rope (20 jumps)
- 4 = bounce a ball on your tennis racket (25 continuous bounces)
- 5 = football kick ups (10 in a row)
- 6 = 10 burpees

#### For younger players:

For younger players, you can make the activities easier with a longer time limit.


#### For older players:

For older players, you can make the activities harder with a shorter time limit.

S Shoker, Year 7



## Evidence of Dribbling and Passing



M Khistria, Year 7, has put together a whole presentation for her Crash Course game. To view, please [click here](#).

<b>START</b>	 5 press-ups	 skip for 30 seconds	Go forward 2 spaces	 plank 30 seconds	 5 squats
<b>THE FITNESS BOARD GAME</b>					
Play again	 20 high knees	 10 press-ups	Go back to start	 wall sit 30 seconds	 skip for 1 minute
 plank 1 minute					
 10 jumping jacks	Go back 2 spaces	 30 high knees	 wall sit 1 minute	Miss a go	<b>FINISH</b>

### THE FITNESS BOARD GAME

To play the Fitness Board Game, you need at least 2 players and a dice. Roll the dice in turns and perform the fitness activity you land on. If you fail to do the activity, you have to go back 2 spaces.

If you land on a blue square, follow the instruction. The winner is the first person to reach the finish box.

Stay fit, have fun and enjoy!

A brilliant effort from L Breen! With instructions of how to play above



## Contact details

If you have recently changed address, names or contact details for your children please can we remind you to ensure you let us know in writing so that our systems can be kept up to date.

Please send these in to [office@ccs.northants.sch.uk](mailto:office@ccs.northants.sch.uk)

## Keep up to date!

As we our final month learning from home, we'd love to hear how our students have been getting on.

It'd be great to see your photos, videos and hear your stories!

Get in touch via [minnes@ccs.northants.sch.uk](mailto:minnes@ccs.northants.sch.uk) with the chance to be featured on our social media page!

You can also stay up to date with key events, information and news on our Facebook and Twitter. Click on the icons below to follow us and stay updated! And feel free to share the links with your friends too:



@carolinechisholmschool



@CCS\_UK



**Telephone Number:** 01604 669200

**Website:** [www.ccs.northants.sch.uk](http://www.ccs.northants.sch.uk)

**Principal:** David James

**Vice Principals:** Andrew Fisher Katherine Patterson Gary Wakefield

*Caroline Chisholm Education Trust is a charity and a company limited by guarantee, registered in England and Wales with company number 7638756 whose registered office is at:*

[The Wooldale Centre for Learning, Wootton Fields, Northampton, NN4 6TP](#)