

Year 1

Art

"Way back when"

"This is me"



Shape, paintbrush control, animation, photography, collage, mark making and cutting...

Artistic links: Roald Dahl, Quentin Blake, Carol Nelson and Peter H Reynolds



"Once upon a time"




ANALYSING

Analysing work as it progresses, understanding composition, and developing fine motor skills with a range of medium competently.

Year 2

"Pottering around"

Beatrix Potter



"Near and far"



Trips to Hampton Court Palace & Sulgrave Manor


Key topics: oil pastels, tonal shading, watercolour, clay, learning tools with Paint

"Through the keyhole"



Art

Year
3



"Inside out"


Research, developing ideas, perspective, Modroc, tone and mark making...

CREATING

Exploring a range of materials and ways of working in teacher led activities




Year
4



"Take one picture"

Experimenting with materials and interpreting their own ideas...

Cubism



"Survival"

"Invade"



"Elements"



Collage layering, photography, textures, painting, drawing, modelling, and shapes...

Artistic links: C S Lewis, Roman culture and William Turner.

Caroline
Chisholm
School



Ambition Confidence Success
Everyone Every Lesson Every Opportunity



LINKING


Develop an understanding of context by responding to the work of artists and historical contexts.

Year
5

Art



"Out of this world"



"Journeys"



"Innovation and industry"

Key topics: composition techniques, printing, sewing, ink & pen blending and story telling

Artist links: Joseph Cornell, Claire Buchell and Sumi Perera.



Year
6



"Far from home"



"China"



"Law and order"

Charcoal and chalk, observational drawing, wire modelling, repeat patterns, pen drawing and computer art...

Artistic links: Goodnight Mr Tom, Jacqueline Hurley, Marvel and Stan Lee.

Meta-thinking – Using annotation and brainstorming of ideas to lead into developing own ideas and material exploration.



Caroline
Chisholm
School

Ambition Confidence Success
Everyone Every Lesson Every Opportunity



KS3 Art

Year
7



Line

How and why artists use line differently



Colour

Understanding the use of colour theory



CREATING

Exploring a range of materials

Trip to the National Portrait Gallery



Artist links: Alma Thomas, Brianna McCarthy, Karl Blossfeldt, Van Gogh and more...

Tone

Combining the understanding of the formal elements to learn the principles of tone, through a variety of medias and techniques



Shape

The use of shape in art and how one formal element can lead to another



Connecting understanding of the elements

Form

Understanding form through direct observation



META THINKING

Developing a plan from prior knowledge



Project

Learning the process of project based work around the theme of cultures.



Pattern

Exploration of techniques and methods used to create pattern



Composition

How composition interacts with the other formal elements through the use of drawing, colour and photography.



Year
8

ANALYSING

Analyse artists work to inform own ideas



Trips to the Pitts River Museum and the National History Museum


Caroline
Chisholm
School



Ambition Confidence Success
Everyone Every Lesson Every Opportunity

Texture

Develop an understanding of visual, implied and physical texture, and how artists might use these.



Developing own ideas from initial starting points

KS3 Art



Project based

Enforcing understanding of project based work.
Developing key HPL skills.



Artist links: Piet Mondrian, Jiyoung Chung, Anlum Kiefer, Rosalind Monks and more...



Linking

Building on prior knowledge

Year
9

Students explore a theme using a range of starting points, experimenting and developing their understanding of medias and techniques.



ANALYSING

Analysing a theme critically to develop further

Artist links: Georgia O'Keeffe, Andy Goldsworthy, Charles Gaines and more...



Natural

Exploring a project and learning how to develop this with consistency. Students will respond to the work of artists to create their own.



Trip to Kew Gardens

REALISING



The ability to develop business ideas with a degree of realism.



Man made

How to transfer knowledge to different projects

Artist links: Sunga Parks, Michael Craig Martin, Jim Dine and more...



Self directed project

Students will develop their own ideas from a variety of starting points to create their own project, recalling from their prior knowledge.

Caroline Chisholm School

Ambition Confidence Success
Everyone Every Lesson Every Opportunity



GCSE Art & Design / Photography

Year
10

The theme for Year 10 is "Structures"



Analysing work as it progresses, deciding on suitable materials, techniques and processes to realise intentions.

Students will start to work on their portfolio for their GCSE assessment



Teacher led project

Explore using a range of starting points, experiment with different mediums and respond to a range of artists/ photographers

Year
11

In response to their chosen theme, students will develop a portfolio, take part in independent working and create their own ideas to develop a portfolio.

**Trip to the
Tate Modern /
Tate Britain or
V&A Museum**



CREATING

Develop confidence in improved ability and competent use of materials.

Exam

Students are given their exam paper in January to prepare for their exam in April.



LINKING



Develop an understanding of context by responding to the work of artists and historical contexts.

GCSE Assessments

- Students will be assessed in 2 components for GCSE:
1. A portfolio that in total shows explicit coverage of the four assessment objectives - worth 60% of overall grade.
 2. Externally set assignment - Students respond to their chosen starting point from an externally set assignment paper relating to their subject title, evidencing coverage of all four assessment objectives - worth 40% of overall grade - Exam sat in April.

A Level Fine Art / Photography

Year
12

The theme for Year 12
Photography is "Change"

The theme for Year 12
Visual Art is "Transformations"



Life drawing &
artist workshops



Visit London galleries



META THINKING

Use of mind mapping
for strategy planning
of ideas.



University of Northampton Art competition

Students will develop their work independently, experimenting,
understanding of context, analysing and evaluating own work...



Students begin to work on
their portfolio as part of their
coursework assessment worth
60% of the overall grade.

REALISING



Students will apply their
knowledge and skills to
produce finished works of art
throughout their sketchbooks

Year
13



Students are expected to produce a 3000 word
critical essay based upon their working practice.

Self-Directed Project
Continuation of portfolio work

Trips to the Saatchi
Gallery / Tate Modern / Tate
Britain / V&A museum



Students will continue their independent work and
developing own ideas, working on critical writing



Caroline
Chisholm
School



Ambition Confidence Success
Everyone Every Lesson Every Opportunity

Externally set assignment

Students are given their paper in
February in preparation for their
exam in April

